

Scaled data based on original data using
LM-79-08 Approved Method: Electrical and Photometric Measurements of Solid-
State Lighting Products

Test Report Prepared for
Cooper Lighting Solutions
(formerly Eaton)

Brand: McGRAW-EDISON

Report Number: P200161

Luminaire Tested: **GWC-AF-01-LED-E1-SLL-1200**

Issue Date: 3/3/2020

Test Information

Test Method: LM-79-08
Report Number: P200161
TEST IS SCALED FROM IESNA LM-79-08 TEST DATA (P24296)
Test Lab: INNOVATION CENTER P2
Issue Date: 3/3/2020
Manufacturer: COOPER LIGHTING SOLUTIONS (FORMERLY EATON)
Product Line: MCGRAW-EDISON
Catalog Number: GWC-AF-01-LED-E1-SLL-1200
Description: GALLEON WALL LUMINAIRE
(1) 70 CRI, 4000K, 1200mA LIGHTSQUARE WITH 16 LEDS EACH AND SPILL LIGHT ELIMINATOR LEFT OPTICS
Light Source: -
Ballast/Driver: ELECTRONIC DRIVER

Summary

Lumens per Lamp: N/A
Luminaire Lumens: 6269.7 lumens
Efficiency: N/A
Efficacy: 93.6 lumens/watt
Luminous Opening: Rectangular (W 0.5' x L: 0.5' x H: 0')
IES Classification: Type IV - Short - Non-Cutoff
BUG Rating: B1 - U0 - G2

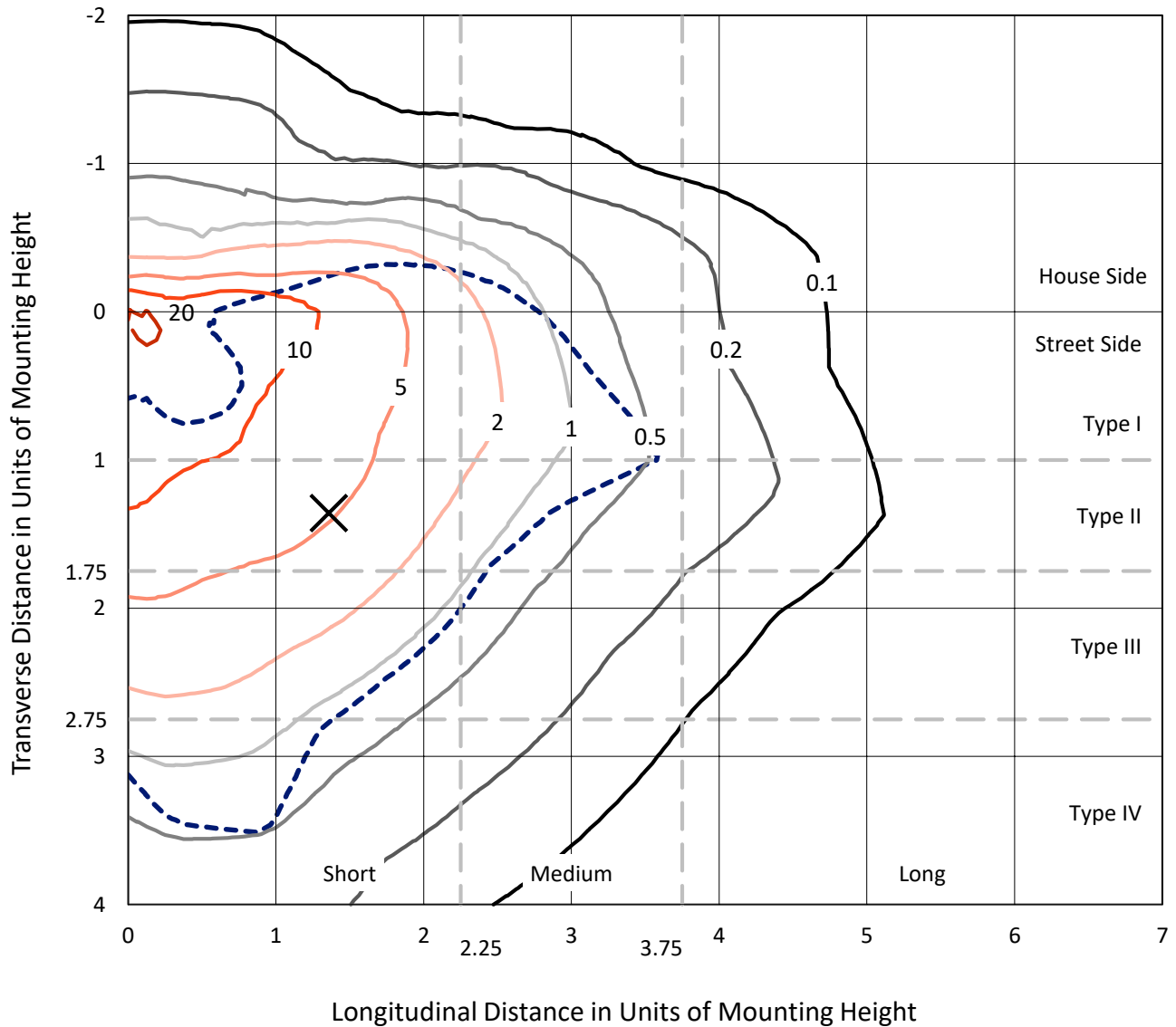
Input Watts (W): 67
Input Voltage (V): NR
Input Current (Ain): NR
Voltage Rise (V): NR
Power Factor: NR
Total Harmonic Distortion (THDi): NR
Frequency (hertz): 60
Stabilization Time: NR
Operation Time: NR
Ambient Temperature (°C): NR
Test Distance: 25 FT



REPORT NUMBER: P200161
 CATALOG NUMBER: GWC-AF-01-LED-E1-SLL-1200

Iso-Footcandle Lines of Horizontal Illumination

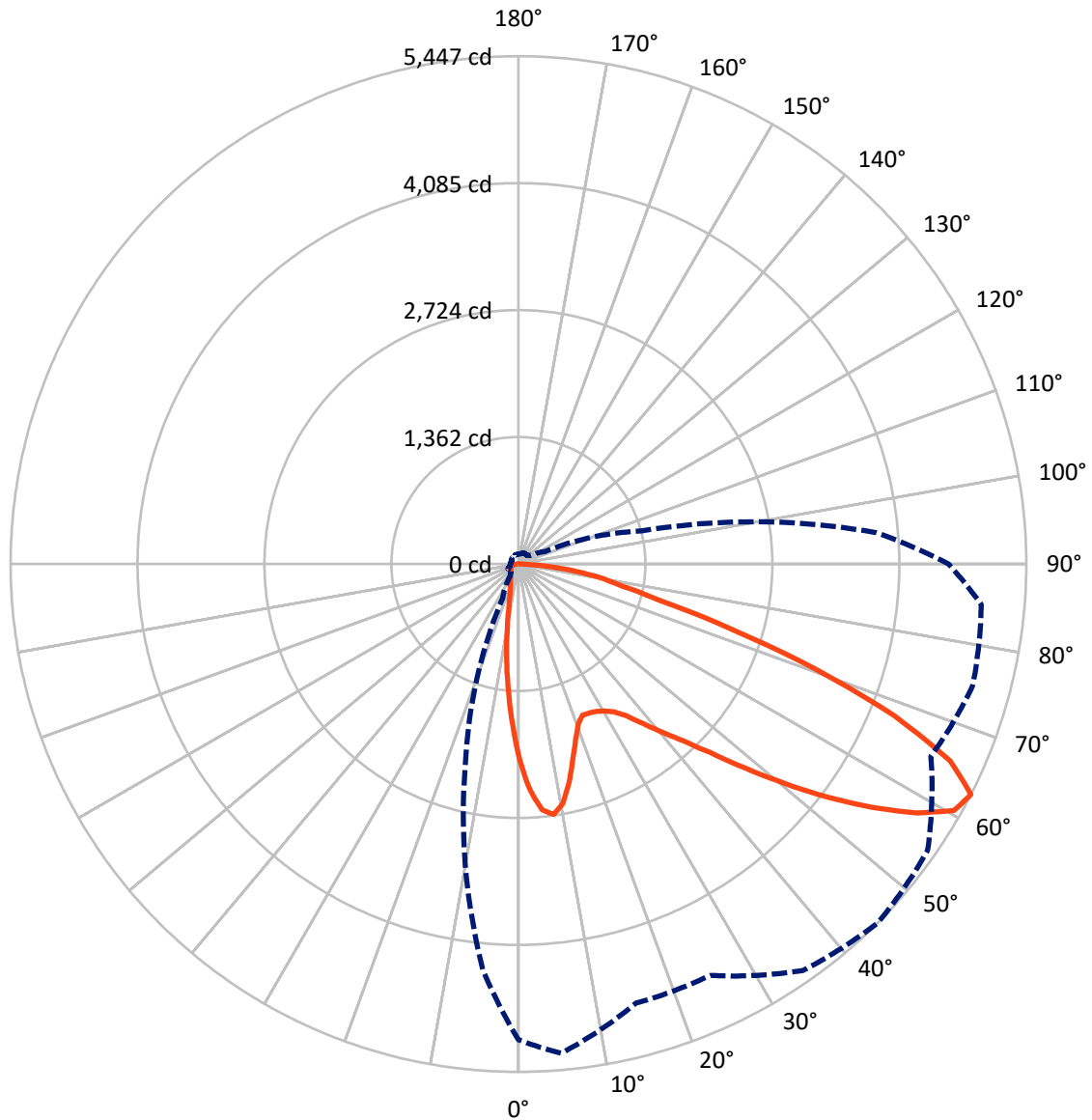
✕ Max cd
 - - - 1/2 Max cd



Based on 10 foot mounting height. Maximum calculated value = 24.9 fc
 Type IV - Short - Non-Cutoff

REPORT NUMBER: P200161
CATALOG NUMBER: GWC-AF-01-LED-E1-SLL-1200

Luminous Intensity Polar Plot



— Vertical Plane Through 45-Deg Lateral - - - Horizontal Cone Through 62.5-Deg Vertical

REPORT NUMBER: P200161
 CATALOG NUMBER: GWC-AF-01-LED-E1-SLL-1200

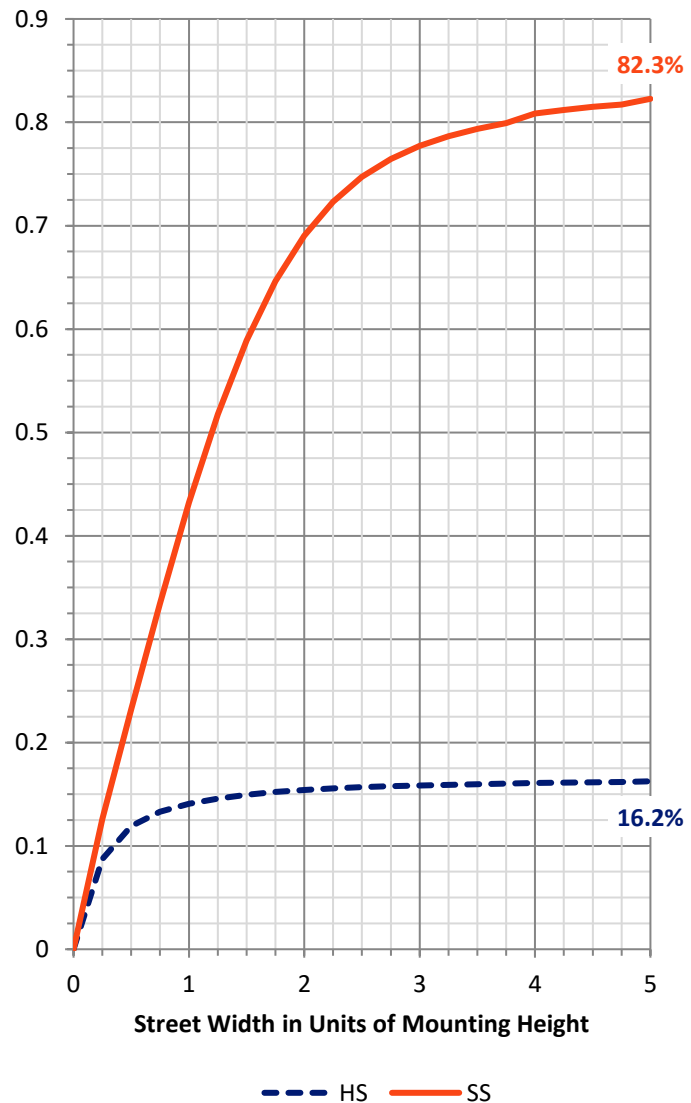
FLUX DISTRIBUTION:

		Downward	Upward	Total
House Side	Lumens	1037.5	0.0	1037.5
	% Fixture	16.5	0.0	16.5
Street Side	Lumens	5232.1	0.0	5232.1
	% Fixture	83.5	0.0	83.5
Total	Lumens	6269.7	0.0	6269.7
	% Fixture	100.0	0.0	100.0

Coefficient of Utilization

ZONAL LUMENS:

Zone	Lumens	% Fixture
0°-10°	154.2	2.5
10°-20°	282.8	4.5
20°-30°	412.3	6.6
30°-40°	634.9	10.1
40°-50°	934.5	14.9
50°-60°	1370.7	21.9
60°-70°	1532.2	24.4
70°-80°	750.1	12.0
80°-90°	198.1	3.2
90°-100°	0.0	0.0
100°-110°	0.0	0.0
110°-120°	0.0	0.0
120°-130°	0.0	0.0
130°-140°	0.0	0.0
140°-150°	0.0	0.0
150°-160°	0.0	0.0
160°-170°	0.0	0.0
170°-180°	0.0	0.0
0°-90°	6269.7	100.0
0°-180°	6269.7	100.0



REPORT NUMBER: P200161

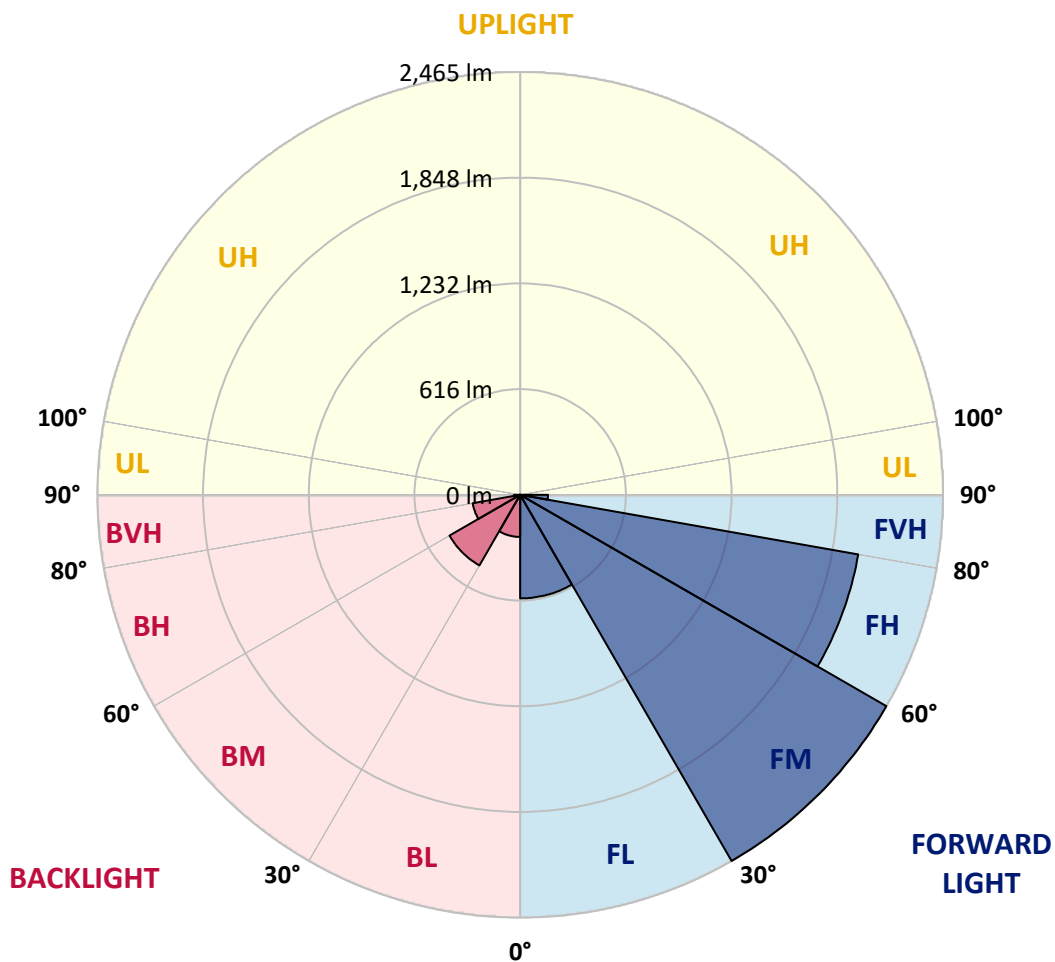
CATALOG NUMBER: GWC-AF-01-LED-E1-SLL-1200

LUMINAIRE CLASSIFICATION SYSTEM LUMEN TABLE AND BUG RATING:

Zone	Lumens	% Fixture	Zone Rating/Lumen Limit		
			B	U	G
FL (0°-30°)	603.7	9.6			
FM (30°-60°)	2464.7	39.3			
FH (60°-80°)	2001.1	31.9			G2/5000
FVH (80°-90°)	162.7	2.6			G2/225
BL (0°-30°)	245.5	3.9	B1/500		
BM (30°-60°)	475.4	7.6	B1/1000		
BH (60°-80°)	281.3	4.5	B1/500		G1/500
BVH (80°-90°)	35.4	0.6			G1/100
UL (90°-100°)	0.0	0.0		U0/0	
UH (100°-180°)	0.0	0.0		U0/0	

BUG Rating: B1-U0-G2

Type IV Short





REPORT NUMBER: P200161
 CATALOG NUMBER: GWC-AF-01-LED-E1-SLL-1200

CANDELA DISTRIBUTION (FULL):

	0°	5°	15°	25°	35°	45°	55°	65°	75°	85°	90°
0°	2118.2	2118.2	2118.2	2118.2	2118.2	2118.2	2118.2	2118.2	2118.2	2118.2	2118.2
2.5°	2201.0	2236.1	2304.7	2356.1	2418.5	2432.9	2452.9	2433.3	2398.4	2352.3	2337.1
5°	2069.6	2144.7	2311.3	2457.7	2588.0	2648.6	2665.5	2615.6	2514.6	2381.8	2300.9
7.5°	1859.0	1965.9	2191.3	2407.0	2599.0	2712.5	2709.7	2593.5	2407.7	2191.7	2061.8
10°	1677.4	1799.5	2057.9	2299.2	2502.9	2612.8	2570.4	2421.8	2200.3	1951.4	1810.4
12.5°	1575.8	1695.3	1957.6	2200.0	2370.2	2408.1	2375.7	2230.2	2021.4	1769.8	1646.4
15°	1558.2	1689.5	1917.6	2114.7	2210.3	2177.1	2138.6	2073.4	1925.9	1711.2	1582.6
17.5°	1634.4	1779.1	1963.5	2055.5	2039.4	1981.8	1970.7	1978.0	1942.5	1776.4	1628.1
20°	1780.4	1954.1	2072.7	2027.6	1909.3	1830.1	1832.8	1943.5	2048.6	1941.5	1772.2
22.5°	1985.5	2183.7	2230.2	2042.4	1854.6	1760.5	1783.2	1962.4	2217.9	2182.7	1966.6
25°	2250.9	2431.6	2398.1	2096.1	1860.1	1769.1	1787.4	2027.9	2417.7	2424.0	2207.1
27.5°	2508.1	2675.5	2539.1	2167.5	1882.8	1789.4	1813.6	2131.0	2608.6	2685.9	2482.2
30°	2708.6	2825.1	2594.9	2232.7	1927.6	1829.0	1859.0	2228.9	2695.5	2862.7	2693.8
32.5°	2874.7	2958.5	2683.8	2313.3	2010.0	1891.4	1944.2	2347.8	2820.6	3030.9	2901.0
35°	3087.1	3110.8	2794.4	2403.2	2137.1	2000.0	2065.5	2464.3	2939.9	3200.8	3105.0
37.5°	3335.8	3305.3	2898.8	2526.3	2301.5	2169.9	2224.0	2592.2	3038.1	3393.4	3313.4
40°	3582.0	3508.2	3029.9	2717.3	2541.4	2370.2	2434.3	2728.6	3129.8	3586.5	3517.2
42.5°	3791.2	3681.9	3159.1	2927.2	2764.8	2591.1	2667.7	2866.1	3217.3	3751.2	3694.0
45°	3945.9	3810.1	3282.1	3128.8	3072.5	2884.7	2920.9	3023.6	3312.1	3888.7	3839.4
47.5°	4084.1	3939.1	3421.4	3332.1	3341.8	3266.6	3208.4	3207.0	3423.8	4001.1	3976.9
50°	4269.2	4117.9	3570.9	3541.7	3745.6	3695.7	3567.1	3421.1	3565.1	4128.6	4125.9
52.5°	4524.2	4401.2	3753.6	3767.4	4122.7	4155.4	3996.3	3678.1	3786.4	4362.6	4346.1
55°	4825.8	4754.2	4002.4	4026.9	4585.3	4608.7	4450.4	3999.6	4111.6	4701.4	4655.6
57.5°	5061.3	5046.0	4275.4	4338.4	4930.6	5036.1	4890.6	4371.9	4478.4	4986.8	4871.7
60°	5155.0	5228.4	4565.9	4652.8	5250.1	5366.9	5239.3	4699.0	4803.4	5104.9	4856.9
62.5°	5104.3	5268.3	4875.5	4868.2	5321.4	5447.2	5357.6	4881.0	5044.4	4983.0	4611.1
65°	4870.3	5124.7	5055.0	4812.7	5077.4	5087.7	5058.8	4799.6	5101.1	4597.3	4136.2
67.5°	4360.5	4726.5	4818.6	4337.1	4419.1	4351.9	4303.3	4354.3	4804.8	4019.4	3476.2
70°	3551.7	4102.4	4146.5	3468.9	3431.7	3386.6	3289.7	3569.9	4219.9	3294.2	2758.3
72.5°	2611.4	3190.5	3325.9	2544.2	2371.9	2381.2	2304.7	2690.4	3431.0	2447.0	2059.3
75°	1786.7	2310.2	2602.1	1775.3	1568.5	1572.3	1562.7	1906.3	2732.7	1702.2	1541.0
77.5°	1305.2	1650.5	1962.4	1193.6	1158.7	1137.3	1132.2	1333.8	2095.1	1235.9	1196.6
80°	1047.4	1219.4	1318.3	827.2	889.6	887.8	859.2	917.1	1368.3	904.0	895.1
82.5°	726.5	937.1	1068.1	648.2	600.4	590.3	597.3	683.1	967.1	618.0	587.6
85°	383.3	622.5	1057.7	574.5	356.4	284.4	353.6	559.3	837.9	327.4	286.7
87.5°	48.9	179.9	700.3	229.2	140.7	75.8	167.9	315.0	538.0	66.9	58.2
90°	0.0	0.0	0.0	0.0	0.0	0.0	0.0	0.0	0.0	0.0	0.0



REPORT NUMBER: P200161
 CATALOG NUMBER: GWC-AF-01-LED-E1-SLL-1200

CANDELA DISTRIBUTION (continued):

	95°	105°	115°	125°	135°	145°	155°	165°	175°	180°	185°
0°	2118.2	2118.2	2118.2	2118.2	2118.2	2118.2	2118.2	2118.2	2118.2	2118.2	2118.2
2.5°	2298.2	2252.3	2192.3	2136.8	2079.2	2022.1	1947.3	1900.4	1868.0	1861.8	1848.1
5°	2242.3	2090.0	1974.8	1875.3	1784.9	1657.4	1586.8	1528.2	1496.8	1493.7	1486.1
7.5°	1984.8	1774.6	1619.1	1478.2	1350.4	1247.3	1133.5	1080.4	1058.8	1064.0	1069.1
10°	1717.0	1482.1	1303.4	1159.4	1046.7	959.8	868.5	806.8	764.1	755.4	753.7
12.5°	1521.3	1263.4	1090.2	988.5	901.2	819.6	722.7	650.0	594.5	575.6	562.8
15°	1438.6	1156.7	975.0	865.4	769.3	665.5	575.6	499.4	448.4	431.9	422.6
17.5°	1456.2	1127.0	895.8	755.4	632.4	524.3	410.8	345.7	315.0	307.1	307.1
20°	1548.5	1121.5	830.2	654.2	500.7	375.3	282.2	245.0	235.1	234.1	236.8
22.5°	1678.2	1140.8	781.3	566.3	389.1	274.0	219.9	206.1	201.6	202.6	205.7
25°	1871.1	1206.0	745.8	488.0	305.4	224.3	196.1	187.8	185.8	188.5	192.3
27.5°	2099.9	1271.1	723.7	429.1	257.8	205.1	186.5	177.9	179.2	182.7	186.1
30°	2300.9	1324.5	689.0	387.1	243.0	206.1	186.5	174.7	173.4	174.0	175.1
32.5°	2481.2	1360.7	648.2	347.1	209.5	183.0	174.0	172.4	164.7	162.0	162.3
35°	2636.6	1360.7	623.8	323.7	187.8	162.3	147.8	139.2	135.4	135.7	139.6
37.5°	2786.5	1333.4	611.7	310.6	176.2	154.4	141.7	134.1	128.9	127.9	128.6
40°	2918.9	1293.8	598.0	305.0	167.2	149.6	137.5	131.3	125.8	124.1	124.4
42.5°	3025.0	1261.8	582.8	297.8	161.6	146.2	134.7	129.2	123.1	121.3	121.0
45°	3139.7	1251.1	562.8	283.3	164.4	146.5	134.1	128.2	122.0	119.9	119.3
47.5°	3291.0	1284.5	542.2	266.1	170.2	148.2	135.1	128.2	121.6	119.9	119.3
50°	3481.7	1363.1	516.0	240.9	164.4	153.0	134.7	127.2	121.6	119.9	118.6
52.5°	3726.4	1469.3	481.5	212.0	160.9	164.7	134.1	125.1	119.9	117.5	115.1
55°	4023.8	1556.1	440.5	188.2	153.0	161.6	133.1	122.7	117.2	113.8	111.7
57.5°	4241.7	1587.5	387.7	172.7	142.0	156.5	131.7	119.6	113.8	111.0	108.2
60°	4198.6	1526.9	343.3	163.1	135.4	141.3	130.6	116.8	110.7	108.5	106.2
62.5°	3853.6	1368.3	314.7	158.6	131.3	128.9	131.7	114.1	107.9	105.8	105.2
65°	3336.3	1134.2	303.3	157.5	127.9	121.6	122.3	111.0	104.8	103.0	102.4
67.5°	2752.0	915.4	293.3	160.9	123.4	116.5	113.0	106.8	101.7	99.9	98.6
70°	2170.3	761.4	288.8	158.9	117.8	111.3	107.5	102.4	97.9	96.2	95.1
72.5°	1747.7	643.1	286.4	156.8	110.7	104.4	101.0	96.5	91.7	90.9	89.9
75°	1478.9	505.6	262.3	150.3	102.4	96.2	93.7	89.6	84.8	84.8	84.1
77.5°	1140.8	365.7	218.2	133.1	93.7	86.8	84.8	81.6	76.2	77.2	76.8
80°	842.7	238.4	170.6	110.3	83.1	76.5	75.5	72.4	66.5	67.9	67.9
82.5°	577.3	156.5	122.7	90.3	71.0	64.8	64.8	61.7	55.1	55.9	57.9
85°	289.8	107.5	91.7	70.0	55.1	52.1	52.1	49.6	43.1	43.5	46.1
87.5°	88.3	64.8	60.7	50.0	39.6	39.0	37.2	35.5	31.4	31.0	32.7
90°	0.0	0.0	0.0	0.0	0.0	0.0	0.0	0.0	0.0	0.0	0.0



REPORT NUMBER: P200161

CATALOG NUMBER: GWC-AF-01-LED-E1-SLL-1200

CANDELA DISTRIBUTION (continued):

	195°	205°	215°	225°	235°	245°	255°	265°	270°	275°	285°
0°	2118.2	2118.2	2118.2	2118.2	2118.2	2118.2	2118.2	2118.2	2118.2	2118.2	2118.2
2.5°	1827.0	1807.3	1783.6	1731.1	1713.6	1712.6	1728.5	1711.9	1743.6	1730.1	1744.9
5°	1473.4	1454.1	1427.5	1360.7	1320.0	1292.4	1279.3	1240.7	1268.7	1248.3	1265.2
7.5°	1083.6	1088.1	1070.5	1031.2	942.6	898.2	872.0	848.5	868.9	866.8	899.2
10°	761.7	773.8	761.4	721.7	650.0	625.5	630.3	639.7	666.2	680.0	730.0
12.5°	548.3	547.7	539.7	504.2	457.1	459.8	479.5	495.6	520.1	534.6	585.5
15°	409.5	403.2	399.8	370.8	343.9	349.8	359.5	361.2	376.8	385.3	426.7
17.5°	309.5	312.6	316.4	295.7	275.4	271.6	264.0	254.7	259.2	260.9	281.6
20°	245.7	258.2	267.4	253.0	232.3	221.3	211.6	205.4	205.4	205.1	210.9
22.5°	214.7	223.7	233.6	223.7	205.1	195.4	189.9	185.1	184.4	184.4	189.9
25°	197.8	204.4	214.0	207.1	193.3	186.1	181.0	174.7	172.4	171.7	175.4
27.5°	189.6	192.3	197.1	191.0	179.2	175.7	174.4	168.9	165.8	164.1	167.9
30°	175.4	174.7	175.1	168.9	159.6	159.3	161.6	162.6	161.6	161.3	167.2
32.5°	162.3	160.9	160.6	155.1	146.5	144.4	146.5	148.5	151.0	154.4	161.3
35°	145.8	149.2	151.3	146.5	136.2	129.9	127.6	123.8	121.6	121.6	129.6
37.5°	132.7	140.7	143.7	139.2	127.9	119.3	115.1	114.5	114.8	116.1	123.8
40°	128.2	134.1	136.9	132.4	121.0	113.0	110.7	110.0	110.7	112.7	120.3
42.5°	125.4	129.6	129.2	123.8	114.5	108.9	107.5	106.8	107.5	109.6	117.8
45°	123.1	125.8	123.1	116.5	107.9	105.2	105.5	105.2	105.8	107.9	115.8
47.5°	121.0	122.0	118.6	112.0	103.0	102.4	103.7	104.8	105.5	107.2	115.5
50°	117.8	117.8	114.8	107.9	98.9	99.2	101.0	103.4	103.7	105.8	112.3
52.5°	114.1	113.8	111.7	105.2	95.4	96.5	96.5	99.2	99.9	102.4	109.3
55°	111.0	110.3	109.3	103.0	92.4	94.1	93.1	94.1	95.9	98.2	105.8
57.5°	108.2	106.8	106.8	101.4	89.9	90.6	88.3	89.6	91.7	93.7	101.7
60°	105.5	104.0	104.8	98.9	86.1	85.5	84.4	87.2	87.9	90.3	98.2
62.5°	102.4	101.4	101.7	96.2	83.4	81.6	81.6	84.1	84.4	87.9	95.4
65°	99.9	98.6	98.2	93.4	80.3	78.3	79.3	80.3	81.0	84.4	91.7
67.5°	97.5	94.8	94.8	90.9	76.8	74.8	76.8	76.5	77.5	80.6	86.5
70°	94.4	90.6	90.9	89.3	73.4	71.0	72.7	72.4	73.0	75.1	81.0
72.5°	89.6	86.5	87.2	86.5	70.0	66.5	67.2	67.2	67.2	68.9	75.1
75°	83.4	81.0	83.1	84.8	65.9	61.0	61.7	61.7	60.7	61.7	69.3
77.5°	75.8	74.5	81.3	79.0	61.0	55.1	55.1	54.4	52.4	53.8	62.0
80°	67.5	66.5	75.1	66.2	55.4	47.9	47.3	45.5	43.5	44.5	52.7
82.5°	58.9	57.9	63.1	50.6	47.9	39.6	38.0	34.8	32.7	33.8	41.3
85°	48.3	48.3	48.6	38.3	36.5	30.3	28.2	24.1	21.7	22.4	29.7
87.5°	34.5	35.5	32.7	26.2	21.7	16.9	15.5	13.1	11.0	12.8	15.5
90°	0.0	0.0	0.0	0.0	0.0	0.0	0.0	0.0	0.0	0.0	0.0



REPORT NUMBER: P200161

CATALOG NUMBER: GWC-AF-01-LED-E1-SLL-1200

CANDELA DISTRIBUTION (continued):

	295°	305°	315°	325°	335°	345°	355°	360°
0°	2118.2	2118.2	2118.2	2118.2	2118.2	2118.2	2118.2	2118.2
2.5°	1820.8	1858.7	1901.8	1956.9	2004.2	2081.7	2156.2	2201.0
5°	1361.3	1424.5	1503.0	1604.0	1698.1	1839.4	1979.7	2069.6
7.5°	974.4	1041.9	1126.7	1252.8	1385.9	1566.1	1751.5	1859.0
10°	806.2	875.4	946.7	1031.9	1140.8	1336.9	1556.1	1677.4
12.5°	666.9	741.0	817.8	907.5	1008.4	1183.6	1436.1	1575.8
15°	510.5	593.1	683.7	797.2	923.6	1126.0	1406.6	1558.2
17.5°	349.8	442.2	553.5	693.5	848.2	1107.3	1459.6	1634.4
20°	240.9	308.1	427.0	591.1	777.2	1105.0	1561.6	1780.4
22.5°	201.6	231.6	318.4	496.9	723.7	1134.6	1719.8	1985.5
25°	186.5	204.4	254.3	415.3	684.9	1202.8	1937.7	2250.9
27.5°	177.5	193.6	230.9	361.9	654.2	1282.1	2149.6	2508.1
30°	181.0	197.5	224.3	334.6	612.4	1348.2	2337.7	2708.6
32.5°	163.1	170.2	192.3	310.6	582.5	1403.8	2502.5	2874.7
35°	138.9	151.6	171.7	299.1	583.2	1441.0	2682.1	3087.1
37.5°	132.4	145.1	159.6	295.0	591.1	1480.6	2888.2	3335.8
40°	128.2	139.9	152.3	292.6	598.6	1516.8	3090.1	3582.0
42.5°	125.4	136.2	151.6	284.4	602.4	1549.3	3256.3	3791.2
45°	125.1	136.2	154.4	276.1	608.3	1584.0	3395.5	3945.9
47.5°	125.4	140.7	149.2	266.1	608.3	1642.2	3558.8	4084.1
50°	124.1	148.2	143.7	252.0	594.1	1752.5	3782.9	4269.2
52.5°	123.4	147.2	133.1	230.3	569.7	1927.6	4070.0	4524.2
55°	121.6	142.0	125.4	197.8	541.1	2118.5	4377.4	4825.8
57.5°	119.9	125.8	121.3	169.6	496.9	2252.9	4589.1	5061.3
60°	134.4	110.0	117.8	155.8	438.0	2289.9	4580.8	5155.0
62.5°	124.4	103.0	113.3	152.7	396.7	2186.5	4369.1	5104.3
65°	97.5	98.6	108.9	161.6	385.7	1912.5	3994.2	4870.3
67.5°	89.3	94.1	104.4	173.0	386.7	1531.3	3433.7	4360.5
70°	84.1	89.3	99.2	178.9	389.4	1141.5	2714.8	3551.7
72.5°	78.3	82.8	93.4	179.9	371.5	829.2	2092.3	2611.4
75°	71.3	75.5	85.1	156.8	307.8	575.2	1600.6	1786.7
77.5°	63.4	66.5	74.8	121.0	228.5	368.1	1201.5	1305.2
80°	54.1	55.9	62.7	88.6	156.5	230.3	950.5	1047.4
82.5°	43.5	44.1	48.6	66.5	101.7	147.8	636.6	726.5
85°	30.7	30.7	33.5	48.3	69.3	93.7	345.7	383.3
87.5°	14.5	14.8	14.8	26.5	36.2	47.6	79.6	48.9
90°	0.0	0.0	0.0	0.0	0.0	0.0	0.0	0.0

(END OF REPORT)